



Profile Developments



Profile
Developments
(Est. 1984)

INDEX

PANEL	PAGE NUMBER
ATHENIA SOLID	31
ATHENIA 1/ATHENIA 2	13,11
ATHENIA GL7/ATHENIA GL8B	5,6
BORDEAUX GL10/GL11	22,3
BORDEAUX GL12/GL14	15,11
BORDEAUX GL15B	9
CARTHAGE SOLID/GEORG BAR	30,27
CARTHAGE 1/GL7	15,20
CARTHAGE GL8/GL14B	21,9
CARTHAGE GL15B/GL16B	5,3,16
DIAGONAL SOLID	29
FLORENCE SOLID/B/C	28,22,8,15
FLORENCE GL5B/GL6B	4,14
GEORGIAN 1/3	17,29
GOTHIC	26
HERRINGBONE SOLID/GL1/GL3	26,18,10
HERRINGBONE GL4B/GL6B	23,2
MUNICH SOLID/ROSE/GL5B	24,13,3
MUNICH GL7	19
PALLADIO GL1/GL2/GL3/GL4/GL5	12
PALLADIO GL6	21
POMPEII SOLID/1/3/4	27,16,8,25
POMPEII GL10/GL12/GL8	17,9,21,2
POMPEII GL15B/GL16B/GL9	8,23,13
RENAISSANCE B/GEORG BAR	5,26
RENAISSANCE GL10/GL13	9,20
RENAISSANCE GL17B	6
SUNBEAM GEORG BAR/1/2	29,27,15
SUNBEAM 2 WITH SUNBEAM 3B	20
SUNBEAM 5,6,9/	11,17,22
SUNBEAM GL11/GL13B/GL14	18,5,6
SIERRA LEONE SOLID	28
SIERRA LEONE GL9B	6
T&G SOLID/GEORG BAR/RESIN	27,29,30
T&G GL1/GL4/GL5/GL6B	7,17,11,23
T & G GL7B/GL8B	20,16
TUDOR SOLID/GEORG BAR	29,28
TUDOR 3/GL10/GL11	13,22,18
TYPICAL GEORGIAN ENTRANCE	25



*Herringbone GL6B Satinized
(Min. Glass Width 265mm)
Colour: Ash*



*Pompeii GL8
(Min. Glass Width 242mm)
Colour: White*

Dear Customer,

We are delighted to present our new collection of glass and range of woodgrain panels.

As you are aware, the glass content of a door has become increasingly important in creating a good image for your door entrance. With the development of our resin technology we are now able to produce more intricate designs as well as create new concepts and ideas. This is evident for instance, in the black resin on satinised glass which produces a crystal clear, water-like transparency. We have done a lot of design-work and believe we have achieved very good results with a traditional glass look. All our glass is produced by our own staff in-house giving us complete control over quality.

In this new collection we are also introducing four new woodgrain types, OREGON PINE, CEDARWOOD, ASH and CREAM which will enhance our existing range.

PROFILE DEVELOPMENTS is a family-owned Irish company which has always endeavoured to bring new ideas to the market. We are often copied as we tend to lead rather than follow. In this regard we can only quote the adage "Imitation is the sincerest form of flattery". As always, we take this opportunity to thank you, the customer for making us Ireland's number one door panel manufacturer.

All our products are manufactured to the highest possible standard. However due to the handcrafted nature of the glass and door panel designs, variances in colour and other imperfections may occur. Please note colour illustrated in glass designs are from the background sources and do not compromise part of the design.




*Munich GL5B Satinized
(Min. Glass Width 270mm)
Colour : Ash*



*Bordeaux GL11
(Min. Glass Width 295mm)
Colour: White*



*Carthage GL16B Satinized
(Min. Glass Width 350mm)
Colour: White*



Close-up shots show the fine detail and crystal-like transparency made possible with our new resin system.

Please note obscure glass (with the exception of Flemish) is not available; to use this would diminish the crystal-like effect.



***Florence GL5B Satinized
(Min. Glass Width 230mm)
Colour: Cedarwood***



Sunbeam GL13B Satinized
(Min. Glass Width 220mm)
Colour: Sherwood



Athenia GL7
(Min. Glass Width 295mm)
Colour: White



Renaissance B
(Min. Glass Width 340mm)
Colour: White



Carthage GL15B Satinized
(Min. Glass Width 340mm)
Colour: Ash



Athenia GL8B Satinized
(Min. Glass Width 355mm)
Colour: Blue



Sierra Leone GL9B Satinized
(Min. Glass Width 325mm)
Colour: Ash



Sunbeam GL14 Satinized
(Min. Glass Width 230mm)
Colour: Black



Renaissance GL17B Satinized
(Min. Glass Width 320mm)
Colour: Green




*T&G GL1
(Min. Glass Width 295mm)
Colour: Black*



Florence C
(Min. Glass Width 160mm)
Colour: Black



Pompeii GL15B Satinized
(Min. Glass Width 350mm)
Colour: Cedarwood



Pompeii 3
(Min. Glass Width 285mm)
Colour: Sherwood



Our new glass designs are produced using our black line and colour resin system. The colours have a very authentic translucent quality.



*Bordeaux GL15B Satinized
(Min. Glass Width 360mm)
Colour: White*



*Pompeii GL12
(Min. Glass Width 219mm)
Colour: Black*




*Carthage GL14B Satinized
(Min. Glass Width 360mm)
Colour: Cedarwood*



*Renaissance GL10
(Min. Glass Width 295mm)
Colour: White*



*Herringbone GL3
(Min. Glass Width 295mm)
Colour: Black*



Athenia 2
(Min. Glass Width 377mm)
Colour: Red



Sunbeam 5
(Min. Glass Width 172mm)
Colour: White



Boreaux GL14
(Min. Glass Width 339mm)
Colour: White




T&G GL5
(Min. Glass Width 240mm)
Colour: Sherwood



Palladio GL1
 (Min. Glass Width 280mm)
 Colour: Sherwood



Palladio GL5
 Satinized
 Min Glass
 Width 360mm



Palladio GL2 Satinized
 Min Glass
 Width 390mm



Palladio GL3
 Min Glass
 Width 240mm



Palladio GL4
 Min Glass
 Width 242mm



Athenia 1
(Min. Glass Width 305mm)
Colour: Red



Pompeii GL9
(Min. Glass Width 295mm)
Colour: White




Tudor 3
(Min. Glass Width 248mm)
Colour: White



Munich Rose
(Min. Glass Width 160mm)
Colour: Green



*Florence GL6B Satinized
(Min. Glass Width 230mm)
Colour: Red*



Sunbeam 2
(Min. Glass Width 165mm)
Colour: Sherwood



Carthage 1
(Min. Glass Width 315mm)
Colour: Ash



Bordeaux GL12
(Min. Glass Width 295mm)
Colour: White



Florence C
(Min. Glass Width 160mm)
Colour: Red



*Carthage GL16B Satinized
(Min. Glass Width 350mm) Colour: Ash*



*T&G GL8B Satinized
(Min. Glass Width 360mm)
Colour: Oregon Pine*



*Pompeii 1
(Min. Glass Width 240mm)
Colour: Black*



Georgian 1
(Min. Glass Width 295mm)
Colour: Red



Pompeii GL10
(Min. Glass Width 295mm)
Colour: White



Sunbeam 6
(Min. Glass Width 170mm)
Colour: White



T&G GL4
(Min. Glass Width 295mm)
Colour: Sherwood



*Tudor GL11
(Min. Glass Width 295mm)
Colour: White*



*Sunbeam GL11
(Min. Glass Width 170mm)
Colour: Sherwood*



*Herringbone GL1
(Min. Glass Width 330mm)
Colour: Black*



Here we see the application of bevels to a resined glass unit. We take pride in the fact that all glass is produced in house giving us control of lead time and above all quality.



*Munich GL7
(Min. Glass Width 200mm)
Colour: Sherwood*



*Georgian 1 panel with Palladio GL1 Glass Full Length Sidelights
(Min. Glass Width 280mm)*

Here we have a simple yet elegant glass design using black line resin and bevels. This photograph also demonstrates how the use of door design and proportion can transform the appearance of your home.



*Reneiassance GL13
(Min. Glass Width 295mm)
Colour: White*



*T&G GL7B Satinized
(Min. Glass Width 325mm)
Colour: Black*



*Sunbeam 2 with Sunbeam 3B Glass
(Min. Glass Width 200mm)
Colour: Sherwood*



*Carthage GL7
(Min. Glass Width 390mm)
Colour: White*




*Palladio GL6
Satinized
(Min. Glass Width
350mm)
Colour: Black*



*Pompeii GL12
(Min. Glass Width 219mm)
Colour: Sherwood*



*Carthage GL8
(Min. Glass Width 242mm)
Colour: White*



Sunbeam 9
(Min. Glass Width 190mm)
Colour: Sherwood



Bordeaux GL10
(Min. Glass Width 295mm)
Colour: White



Tudor GL10
(Min. Glass Width 369mm)
Colour: White



Florence B
(Min. Glass Width 240mm)
Colour: Red

*GL 20 Fanlight
Satinized*



*Herringbone GL4B Satinized
Colour: Ash*

*GL 21 Fanlight
Satinized*



*Pompeii GL16B Satinized
Colour: Rosewood*

*GL 22 Fanlight
Satinized*



*T&G GL6B Satinized
Color: Cedarwood*

In keeping with traditional front door entrances we have produced these three new designs of semicircular fanlights in satinized glass. Although it is only a small addition to the door, it has a far greater visual impact on the overall design of the house.





Munich 1



Sunbeam 9



Pompeii GL8



Pompeii 1



Bordeaux GL14



T&G GL4



Typical Georgian Entrance (minimum glass width 280mm)



Georgian 1



Sunbeam GL14 Satinized



Pompeii 4



Gothic



Pompeii GL12



Renaissance A



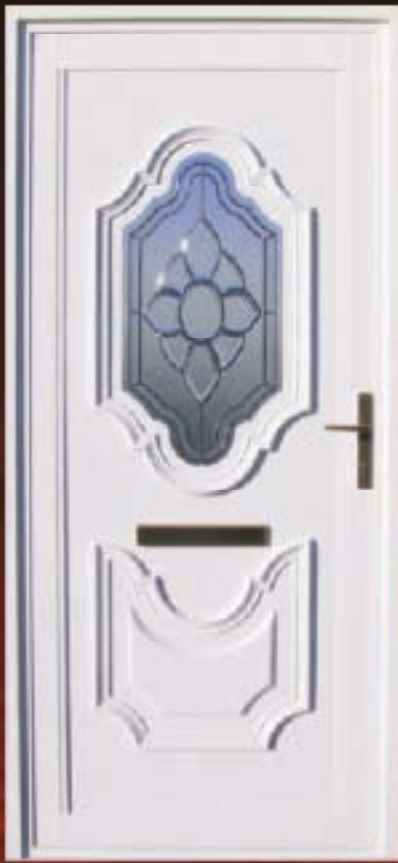
Herringbone GL1



Herringbone Solid



Athenia GL7



Bordeaux GL10



Athenia 1



Pompeii 2



Carthage 2



Sunbeam 1



T&G Solid



Palladio GL6



Florence A



Bordeaux GL11



Tudor 2



Sierra Leone 4



Georgian 1



Diagonal (Solid)



Sunbeam 2



Georgian 3



Sunbeam (Geo. bar)



T&G GL3



Tudor 1



Pompeii 3



Renaissance GL10



Tudor 3



Carthage GL8




T&G GL2



Carthage 4



Athenia 4



Sunbeam 2



Renaissance B



Pompeii GL9



Athenia 2




Back Door
Georgian 1/3 750
Georgian 1/2 950

Top Lights



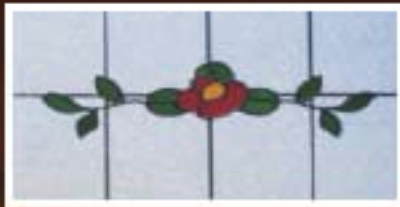
Sorrento



Sunbeam 2



*Pompeii GL9
with no color border*



Sunbeam 3B



Bordeaux GL14



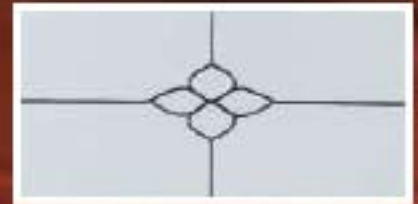
T&G GL1



Palermo



Catania




Modena

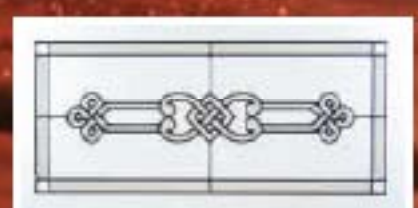
Satinized Top Lights



Florence GL6



Florence GL7



Florence GL5

Fanlights



GL27



GL25



GL 22 Satinized



Florence GL5B Satinized



*1/2 LH Bordeaux
1/2 RH Bordeaux*



1/2 Glin



*1/2 Athenia
1/2 Sierra Leone*



1/2 Carthage



1/2 Pompeii



1/2 Diagonal



1/2 Herringbone



1/2 T&G



1/2 Barony



1/2 Tudor



Conservatory



Venice



*Georgian 1/2 750
Georgian 1/2 950*



Flatmaster Letterplates



*Solid
Door Knocker*



*Spy View
Door Knocker*

PROFILE DEVELOPMENTS

GLIN, CO LIMERICK, IRELAND

Telephone: 353-68-34312 (5 LINES) Fax: 353-68-34492

Website: www.profiledevelopments.com

Email: info@profiledevelopments.com

©Profile Developments have design copyright on all panel designs and glasswork designs © 1996



White Cream Red Blue Green Black



Sherwood Woodgrain Rosewood Ash Cedarwood Oregon pine

Obscure Glass



Stippolyte



Minster

Distributed by:



Seven good reasons to choose from the *Renaissance* range:

1. Maintenance free - no more painting!
2. Best selection of panel designs making your choice unique.
3. Safety by means of an integrated MDF (Medium Density Fibre) sheet above and below the Styrofoam centre.
4. UV-stability on white panels that has been tested to the equivalent of 10 years exposure to sunlight and 5 years on our colours without showing the slightest discolouration.
5. Large variety of colours and glass designs available for door panels, toplights and sidelights.
 - Bevelled Glass
 - Georgian Units
 - Diamond Resin
 - Satinized
 - Black Resin Designs
6. Damaged glass is easily replaced due to our glazing methods.
7. All our panels have raised centre mouldings like a traditional door.

Please note, owing to the photographic and printing process used, colours may vary from the printed brochure.